

# SMART RAPPER



## HOW TO USE

## BOOSTER BOSS HACKS!



# HOW TO USE BOOSTER BOSS FOR SPOTIFY



BOOSTER BOSS TIPS FOR ASPIRING ARTISTS!

## CHEAT SHEET

1




### CREATE A PLAYLIST

To start this process, you are going to need to create a completely new playlist on your Spotify.

Feel free to make more than 1 playlist!

2




### ADD 50 SONGS

Once you have created the playlist, your next objective is to add 50 songs, including your own music.

If you have created more than 1 playlist, add 50 songs to each playlist. This way you can get the maximum amount of streams!

3



### GRAB THE PLAYLIST LINK

Once you have added the music, click on the playlist, go to the share button, and grab the playlist link.

See page 3 about how to correctly grab your link!

4

### USE BOOSTER BOSS

After you have the link, go to [BoosterBoss.com](https://BoosterBoss.com) and sign up for free. Next, scroll down to Spotify and Choose Spotify playlist plays.

5



### ADDING THE AMOUNTS

Once in this section, put your playlist link into the section and put 5000 into the amount box.

Now watch as the streams come rolling in!




# VERY IMPORTANT THAT YOU KNOW THIS!

## HOW TO GRAB LINKS PROPERLY



BOOSTER BOSS TIPS FOR ASPIRING ARTISTS!

## CHEAT SHEET



When copying the link from Spotify, whether it be a song, a playlist or an album, you'll need to correctly input the link or else you'll be flagged by Spotify.

To avoid this, find the question mark within the link and delete everything past it. This way you are protected and remain anonymous from Spotify's tracking algorithm.

After removing everything past the question mark (including the question mark itself), input this link into the corresponding section on [BoosterBoss.com](https://BoosterBoss.com)!




# VERY IMPORTANT THAT YOU KNOW THIS!

## HOW TO GRAB LINKS PROPERLY



BOOSTER BOSS TIPS FOR ASPIRING ARTISTS!

## CHEAT SHEET



When copying the link from Spotify, whether it be a song, a playlist or an album, you'll need to correctly input the link or else you'll be flagged by Spotify.

To avoid this, find the question mark within the link and delete everything past it. This way you are protected and remain anonymous from Spotify's tracking algorithm.

After removing everything past the question mark (including the question mark itself), input this link into the corresponding section on [BoosterBoss.com](https://BoosterBoss.com)!





# BOOSTER BOSS FOR SPOTIFY TRICK #1

## SPOTIFY PREMIUM PLAYS HACK STRAIGHT FROM THEIR SITE



BOOSTER BOSS TIPS FOR ASPIRING ARTISTS!

### CHEAT SHEET

When You Buy These, They pay for themselves. You Make More Money Back In Stream Payout Than You Pay for the actual service. See Below.

We recommend buying these for all of your songs once every 7 days for the maximum Spotify Growth. For example, buy 5,000 to 10,000 streams for every song every Sunday. It allows for the full amount of streams to complete and guarantees you keep growing your songs on schedule.

These streams come from Premium Spotify accounts meaning that you get the highest payout for every stream. These streams pay for themselves when you get your payout every 3 months.

If you buy 10,000 streams and they come from Premium Accounts, you will make \$2-\$4 for every 1,000 streams. So if you spend \$20 to get 10,000 streams, you'll make back \$20 - \$40 within this payout quarter.

This will add 1,500 streams a day to your song until the amount you bought is completed. For example, 15,000 streams = 10 Days. This protects your Spotify.

# BOOSTER BOSS FOR SPOTIFY TRICK #2



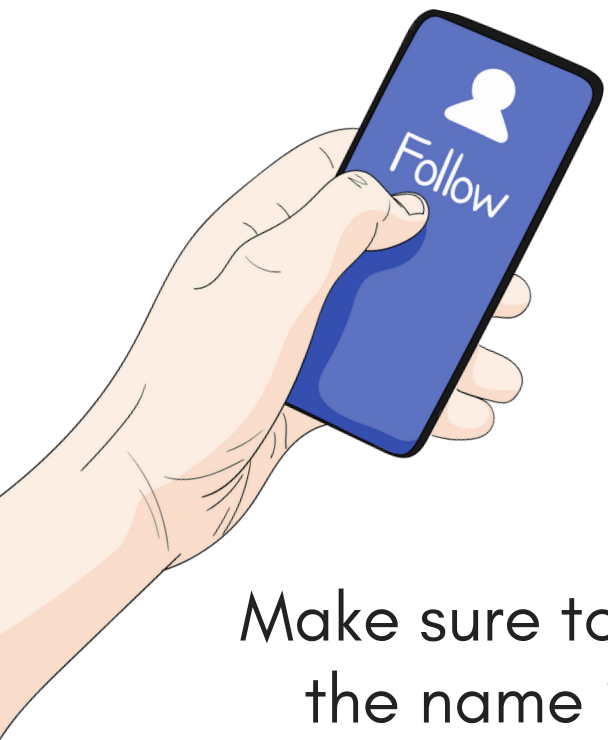
## SPOTIFY FOLLOWERS HACK STRAIGHT FROM THEIR SITE



BOOSTER BOSS TIPS FOR ASPIRING ARTISTS!

## CHEAT SHEET

We recommend between 5,000 and 20,000 followers to add social proof to your Artist Profile to look more legit and established.



Make sure to use the link for the artist profile, not for a song or playlist. To get the link to the artist profile, simply search the name in the Spotify search and click the artist name. That link will be the profile link you want to put in the 'Link' section. It will have "/Artist/" in the link




# BOOSTER BOSS FOR SPOTIFY TRICK #3

## SPOTIFY MONTHLY LISTENERS HACK STRAIGHT FROM THEIR SITE



BOOSTER BOSS TIPS FOR ASPIRING ARTISTS!

### CHEAT SHEET



We recommend buying 10,000 – 20,000 a month so you look like you have a great fanbase. This makes people take you more seriously when they land on your account to possibly follow you or add songs to their playlist.

Anything over 10,000 Monthly Listeners takes about 2 weeks to fully complete. Which also means they slowly go away over a 2 week period after 1 month. This is good because they will never suddenly just DROP. It will always be a gradual increase. By buying this once a month your Monthly Listeners numbers will stay consistent and keep growing.

Make sure to use the link for the artist profile, not for a song or playlist. To get the link to the artist profile, simply search the name in the Spotify search and click the artist name. That link will be the profile link you want to put in the 'Link' section. It will have "/Artist/" in the link



**NEED HELP CREATING A BUZZ FOR YOUR NEXT SINGLE?**



# HOW TO USE BOOSTER BOSS FOR INSTAGRAM



BOOSTER BOSS TIPS FOR ASPIRING ARTISTS!

## CHEAT SHEET

1



### GRAB YOUR IG LINKS

Depending on which aspect of your Instagram needs work, you need to get the exact link to match. If your following is lacking, copy your the link to your profile.


If it's your engagement, copy the link to the exact post you'd like to target!

2

### USE BOOSTER BOSS

After you have the link, go to [BoosterBoss.com](https://BoosterBoss.com) and sign up for free. Next, scroll down to Instagram and choose the specific aspect that needs improvement between likes, comments, views, followers, etc.

3



### MAKE YOUR SELECTION

Once you have selected, be sure to insert your Instagram link into the correct section and choose the amount of engagement that you'd like to receive.

4



### SIT BACK & RELAX

After you have finished, sit back, relax, and let the program run it's course and give you the social proof that you deserve!

# BOOSTER BOSS FOR INSTAGRAM TRICK #1

## INSTAGRAM REELS LIKES STRATEGY STRAIGHT FROM THEIR SITE




BOOSTER BOSS TIPS FOR ASPIRING ARTISTS!

CHEAT SHEET

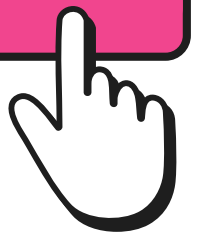
### Marketing Strategy 1:

Every time you post a new reel onto Instagram, the like to dislike ratio is very important to tell a new viewer that people already like the video. Buying 50 to 100 Instagram Reels Likes right when you upload the video along with 500 to 1,000 Instagram Reels views can really get the momentum going for your new song or other content.

This will make people take the song more seriously during their first listen and gain you fans faster as you promote the song.



PROMOTE





# BOOSTER BOSS FOR INSTAGRAM TRICK #2

## INSTAGRAM REELS SAVES HACK STRAIGHT FROM THEIR SITE





BOOSTER BOSS TIPS FOR ASPIRING ARTISTS!

CHEAT SHEET

This is good for getting your Instagram video into the Instagram algorithm to show to more people through Instagram organically. The more your video is shared, the more Instagram sees it as a valuable video to share with other people.

Simply using this once on every video you post on Instagram will help the chances of it gaining you more fans organically or going viral.



# BOOSTER BOSS FOR INSTAGRAM TRICK #3

## INSTAGRAM REELS VIEWS HACK STRAIGHT FROM THEIR SITE



BOOSTER BOSS TIPS FOR ASPIRING ARTISTS!

CHEAT SHEET

Imagine 10,000 Instagram Reels Views on any video you choose for only \$10.

When you use this, it will give you views to any video on your Instagram profile of your choosing. This is smart to use so people believe you have people who care about your content. If it doesn't look like anyone else cares, it makes it hard for them to care and become a fan.

This is best combined with Instagram Reels Likes to make the views and likes ratio look real and authentic. The best ratio is 200 likes for every 1,000 views you buy on a post.



# BOOSTER BOSS FOR INSTAGRAM TRICK #4

## INSTAGRAM VIDEO VIEWS HACK STRAIGHT FROM THEIR SITE



BOOSTER BOSS TIPS FOR ASPIRING ARTISTS!

CHEAT SHEET

Imagine 10,000 Instagram Video Views on any video you choose for only \$10.

When you use this, it will give you views to any video on your Instagram profile of your choosing. This is smart to use so people believe you have people who care about your content. If it doesn't look like anyone else cares, it makes it hard for them to care and become a fan.

This is best combined with Instagram Likes to make the views and likes ratio look real and authentic. The best ratio is 200 likes for every 1,000 views you buy on a post.





# BOOSTER BOSS FOR INSTAGRAM TRICK #5

## INSTAGRAM MENTIONS HACK STRAIGHT FROM THEIR SITE



BOOSTER BOSS TIPS FOR ASPIRING ARTISTS!

### CHEAT SHEET

When you use this, it will comment usernames of hundreds to thousands of IG users under any of your IG posts. This gives the IG users to get a notification that pushes them right onto your post. It increases engagement and brand awareness to your brand/music/product.



You can do this for up to 100,000 users at once. Imagine 100,000 people being tagged on your new song, video or product. Test it with 1,000 at first to see how effective it is.

NOTE: The bigger the number, the longer it takes to complete. For anything over 10,000 please give it up to 15 days to complete fully.

The users that get mentioned are pulled from the followers of anyone you choose to put into the 'Username' box.

1 Link: Put the link of the Instagram post of yours that you want the users to get mentioned on to see.

2 Quantity: Put the number of users you want to mention on your post

3 Username: Put the username of the person whose followers you want mentioned on your post.



# BOOSTER BOSS FOR INSTAGRAM TRICK #6

## INSTAGRAM COMMENTS STRATEGY STRAIGHT FROM THEIR SITE




BOOSTER BOSS TIPS FOR ASPIRING ARTISTS!

### CHEAT SHEET

When you use this, it will add likes to any comment of your choosing. This allows you to comment on someone's post and push your comment to the top of the comments so other people see it. Then they come to your profile.

#### Marketing Strategy 1:

This is great for marketing your Instagram and music by commenting something promoting your profile such as "I think I'm the best new artist out and I can prove it. Come to my profile and tell me I'm not good."



# BOOSTER BOSS FOR INSTAGRAM TRICK #7

## INSTAGRAM CUSTOM COMMENTS STRATEGY STRAIGHT FROM THEIR SITE



BOOSTER BOSS TIPS FOR ASPIRING ARTISTS!

CHEAT SHEET

When you use this, it will add likes to any comment of your choosing. This allows you to comment on someone's post and push your comment to the top of the comments so other people see it. Then they come to your profile.

### Marketing Strategy 1:

This is great for marketing your Instagram and music by commenting something promoting your profile such as "I think I'm the best new artist out and I can prove it. Come to my profile and tell me I'm not good."





**NEED HELP INCREASING YOUR INSTAGRAM ENGAGEMENT?**

# HOW TO USE BOOSTER BOSS FOR YOUTUBE




BOOSTER BOSS TIPS FOR ASPIRING ARTISTS!

## THE STEP BY STEP GUIDE TO INCREASE YOUR LIKES, COMMENTS, & ENGAGEMENT!

## CHEAT SHEET

1



### GRAB YOUR YOUTUBE LINKS


Depending on which aspect of your YouTube needs work, you need to get the exact link to match. If your following is lacking, copy your the link to your profile. If it's your engagement, copy the link to the exact video you'd like to target!

2

### USE BOOSTER BOSS

After you have the link, go to [BoosterBoss.com](https://BoosterBoss.com) and sign up for free. Next, scroll down to Instagram and choose the specific aspect that needs improvement between likes, comments, views, subscribers, etc.

3



### MAKE YOUR SELECTION

Once you have selected, be sure to insert your YouTube link into the correct section and choose the amount of engagement that you'd like to receive.

4



### SIT BACK & RELAX

After you have finished, sit back, relax, and let the program run it's course and give you the social proof that you deserve!

# BOOSTER BOSS FOR YOUTUBE TRICK #1

## YOUTUBE VIDEO LIKES STRATEGY STRAIGHT FROM THEIR SITE



BOOSTER BOSS TIPS FOR ASPIRING ARTISTS!

CHEAT SHEET

### Marketing Strategy 1:

Every time you post a new video on YouTube the like to dislike ratio is very important to tell a new viewer that people already like the video. Buying 50 to 100 YouTube likes right when you upload the video along with 500 to 1,000 YouTube views can really get the momentum going for your new song or other content.

This will make people take the song more seriously during their first listen and gain you fans faster as you promote the song.





# BOOSTER BOSS FOR YOUTUBE TRICK #2



BOOSTER BOSS TIPS FOR ASPIRING ARTISTS!

## YOUTUBE CUSTOM COMMENTS STRATEGY STRAIGHT FROM THEIR SITE

### CHEAT SHEET

When you use this, it will add comments that say ANYTHING you want them to from other quality looking YouTube accounts. This allows you to comment on someone else's post promoting yourself OR comment compliments on your own YouTube videos to look like a lot of other people care about your music.

#### Marketing Strategy 1:

Here's an example of how to use this service on your own YouTube videos

Comments: In the comments box, each line counts as 1 comment.

So 3 comments would be like this.

This song is amazing! I can't wait for more

You're my favorite artist out fr

I can't wait until you're huge and I can tell everybody I told them so.

#### Marketing Strategy 2:

Here's an example of how to use this service on other people's posts to promote yourself

Comment the following under a Lil Baby video:

(Type in your artist name) is way better than Lil Baby

Lil Baby needs to collab with (Type in your artist name)

Lil Baby's new song sounds just like (Type in your artist name) new song.

Then people will see your artist name and search you up out of curiosity and you can start gaining fans fast. It's best to do this with 25 comments at a time so there are so many comments people can't help but see them.

Test this with 10 comments to try it out and watch it work like magic.

# BOOSTER BOSS FOR YOUTUBE TRICK #3

## YOUTUBE CUSTOM COMMENTS STRATEGY STRAIGHT FROM THEIR SITE



BOOSTER BOSS TIPS FOR ASPIRING ARTISTS!

### CHEAT SHEET

When you use this, it will add likes to any comment of your choosing. This allows you to comment on ANY YouTube video and push your comment to the very top of the comments so other people see it. Then they come to your profile to hear your music. The more likes you add, the higher up in the comments your comment goes.

To get the SPECIFIC COMMENT LINK, click the time stamp on any comment on Youtube. It is the grey text next to the username that commented. Or if you click the time stamp, it will take you to a page where the URL is in the internet browser bar.



# BOOSTER BOSS FOR YOUTUBE TRICK #3.5

## YOUTUBE COMMENT LIKES STRATEGY STRAIGHT FROM THEIR SITE



BOOSTER BOSS TIPS FOR ASPIRING ARTISTS!

## CHEAT SHEET

### Marketing Strategy 1:

This is great for marketing your YouTube and music by commenting something on someone else's video promoting your YouTube such as "I think I'm the best new artist out and I can prove it. Come to my profile and tell me you don't think I'm amazing."

This will shoot your comment to the top of the YouTube video and everyone will see it first.

Here's an example of how to use this service

Link: <https://www.youtube.com/watch?v=ieTnO1Dvt-I&lc=UgxfNn53W3ruws4Gx-p4AaABAq>  
Quantity: 100

This means it will put 100 likes on the comment at that link.

### Marketing Strategy 2:

Another great way to use this is to add comment likes to the best compliments on any of your YouTube videos. For example, if someone says "You are my favorite artist of the year so far" and you add 100 comment likes to it for \$1, it will make it look like 100 other people agree with the comment. This makes people take you more seriously and look like you have hardcore fans.

This is best combined with the 'YouTube Custom Comments' service we have. You make a bunch of custom comments and then you use this to thumbs up all the comments.



# BOOSTER BOSS FOR YOUTUBE TRICK #4

## YOUTUBE SHARES HACK STRAIGHT FROM THEIR SITE



BOOSTER BOSS TIPS FOR ASPIRING ARTISTS!

CHEAT SHEET

This is good for getting your YouTube video into the YouTube algorithm to show to more people through YouTube organically. The more your video is shared, the more YouTube sees it as a valuable video to share with other people.

Simply using this once on every video you post on YouTube will help the chances of it gaining you more fans organically or going viral.



**NEED HELP INCREASING YOUR YOUTUBE ENGAGEMENT?**